






PEISAA SENIOR FIELD HOCKEY									
	RURAL	MONT	CGRAY	BFIELD	TOSH		RECORD	POINTS	
RURAL		W 4-2 L 1-2	W 4-0 W 3-1	W 4-0 W 3-0	W 2-0 W 4-0		7-1	14	#1
MONTAGUE	L 2-4 W 2-1		L 0-1 W 2-0	W 2-1 W 4-2	W 2-0 W 2-1		6-2	12	#2
BLUEFIELD	L 0-4 L 0-3	L 1-2 L 2-4	T 2-2 W 1-0		T 0-0 W 5-3		2-4-2	6	#3
GRAY	L 0-4 L 1-3	W 1-0 L 0-2		T 2-2 L 0-1	T 1-1 W 3-0		2-4-2	6	#4
TOSH	L 0-2 L 0-4	L 0-2 L 1-2	T 1-1 L 0-3	T 0-0 L 3-5			0-6-2	2	#5

PLAYOFFS: #5 TOSH 0 at #4 CGRAY 1 WEDNESDAY at 4

SEMI-FINAL #1: #3 BFIELD 4 at #2 MONTAGUE 6.Overtime

SEMI-FINAL #2: #4 COL GRAY 0 at #1 RURAL 1

BRONZE MEDAL GAME: COL GRAY 1 at BLUEFIELD 0

GOLD MEDAL: MONTAGUE 1 at RURAL 2

FINAL

PEISAA INTERMEDIATE FIELD HOCKEY

	EWILT	SIS	SPARK	QC	BW	MONT	RECORD	POINTS	
EAST WILT		W 2-0 W 7-0	L 0-1 W 2-1	W 5-0 W 3-0	W 6-0 W 6-1	T 0-0 W 5-0	8-1-1	17	#1
SIS	L 0-2 L 0-7		W 4-1 T 3-3	W 2-0 W 1-0	W 1-0 W 2-0	W 2-0 W 1-0	7-2-1	15	#2
STONEPARK	W 1-0 L 1-2	L 1-4 T 3-3		W 3-1 W 2-0	W 3-0 T 0-0	W 1-0 W 2-0	6-2-2	14	#3
QC	L 0-5 L 0-3	L 0-2 L 0-1	L 1-3 L 0-2		L 0-1 W 1-0	W 1-0 W 2-1	3-7	6	#4
BIRCHWOOD	L 0-6 L 1-6	L 0-1 L 0-2	L 0-3 T 0-0	W 1-0 L 0-1		T 2-2 T 2-2	1-6-3	5	#5
MONTAGUE	T 0-0 L 0-5	L 0-2 L 0-1	L 0-1 L 0-2	L 0-1 L 1-2	T 2-2 T 2-2		0-7-3	3	#6

PLAYOFFS:

QF #1: #6 at #3

QF #2: #5 at #4

0 MONT at SP 1

1 BWOOD at QC 0(sh. out)

FINAL

SEMI-FINAL #1: #3 SP 1 at # 2 SIS 0 (Tues 3:30)


SEMI-FINAL #2: #5 BW 0 at #1 EW 1(Tues 5:00)

BRONZE SIS 3 vs BIRCHWOOD 0

GOLD S PARK 0 vs EAST WILT 1 (S-OUT)

PEISAA SENIOR AAA MEN SOCCER

	GRAY	WESTISLE	BFIELD	MONT	RURAL	TOSH	RECORD	POINTS	
COL GRAY		W 1-0 W 1-0	W 2-1 T 4-4	T 0-0 T 0-0	W 4-0 L 1-3	W 5-3 W 5-3	6-1-3	15	#1
WEST	L 0-1 L 0-1		W 4-1 W 4-1	W 3-0 W 3-0	L 2-3 L 2-3	L 2-3 W 3-0	5-5	10	#2
BFIELD	L 1-2 T 4-4	L 1-4 L 1-4		W 3-0 W 3-0	L 1-2 T 2-2	W 4-1 W 4-1	4-4-2	10	#3
MONTAGUE	T 0-0	L 0-3	L 0-3		W 2-1	W 4-0	4-4-2	10	

	T 0-0	L 0-3	L 0-3	 W 2-1	W 4-0		#4	
RURAL	L 0-4	W 3-2	T 2-2	L 1-2	 L 0-2	4-5-1	9	
	W 3-1	W 3-2	W 2-1	L 1-2	L 0-2		#5	
TOSH	L 3-5	W 3-2	L 1-4	L 0-4	W 2-0	 3-7	6	
	L 3-5	L 0-3	L 1-4	L 0-4	W 2-0		#6	

QFINAL: #5 RURAL **2** at #4 MONTAGUE **1** and #6 TOSH **2** at #3 BLUEFIELD **4**

SEMI-FINAL: #5 RURAL **0** at #1 COL Gray **3** and #3 BLUEFIELD **3** at #2 WESTISLE **0**

BRONZE: RURAL **2** vs WESTISLE **1**

GOLD: BLUEFIELD **2** vs COL GRAY **1** (shoot out)

F!

PEISAA SENIOR AAA WOMEN SOCCER

	RURAL	WESTISLE	GRAY	BFIELD	TOSH	RECORD	POINTS
RURAL		W 9-1	W 8-2	W 3-1	W 5-1	7-0-1	15
		W 9-1	W 5-1	T 2-2	W 5-1		#1
WEST	L 1-9		T 1-1	W 2-1	T 2-2	3-2-3	9
	L 1-9		T 1-1	W 2-1	W 5-3		#2
COL GRAY	L 2-8	T 1-1		W 2-0	L 0-4	2-4-2	6
	L 1-5	T 1-1		W 2-1	L 0-4		#3
BFIELD	L 1-3	L 1-2	L 0-2		W 2-1	2-5-1	5
	T 2-2	L 1-2	L 1-2		W 2-1		#4
TOSH	L 1-5	T 2-2	W 4-0	L 1-2		2-5-1	5
	L 1-5	L 3-5	W 4-0	L 1-2			#5

Q FINAL: #5 TOSH **1** over #4 BLUEFIELD **0**

SEMI-FINAL #1: #4 TOSH **0** vs #1 RURAL **5**









SEMI-FINAL #2: #3 COL GRAY **3** #2 WESTISLE **1**

BRONZE: TOSH **4** vs WESTISLE **1**

GOLD : COL GRAY **0** vs CHTOWN RURAL **5**

F!

PEISAA SENIOR "A" MEN SOCCER

	GRAY	FBUOTE	MORELL	RURAL	SOURIS	EV	KISH	KINK	Record
COL GRAY		W 4-1	L 0-4	W5-3	W 7-2	W 2-1	W 5-0	W 5-1	6-1/12
									#1
FRAN BUOTE	L 1-4		T 0-0	W 2-0	W 4-1	W 2-0	W 5-0	W 6-0	5-1-1/11
									#2
MORELL	W 3-0	T 0-0		L 0-3	W 2-0	T 0-0	W 5-0	W 4-0	4-1-2/10
									#3
RURAL	L 3-5	L 0-2	W 3-0		T 1-1	W 3-0	W 6-0	W 6-0	4-2-1/9
									#4
SOURIS	L 2-7	L 1-4	L 0-2	T 1-1		W 6-2	W 5-1	W 2-0	3-3-1/7
									#5
EVANGELINE	L 1-2	L 0-2	T 0-0	L 0-3	L 2-6		W 5-1	W 14-0	2-4-1/5
									#6
KISH	L 0-5	L 0-5	L 0-5	L 0-6	L 1-5	L 1-5		W 5-1	1-6/2
									#7
KINK	L 1-5	L 0-6	L 0-4	L 0-6	L 0-2	L 0-14	L 1-5		0-7/0
									#8

SEMI FINAL #1: EVANGELINE **2** at COL GRAY **4**









BRONZE: EVANGELINE **6** vs FRAN BUOTE **1**

SEMI-FINAL #2: RURAL **4** FRAN BUOTE **3**

GOLD RURAL **2** vs COL GRAY **0**

F!

PEISAA SENIOR "A" WOMEN SOCCER

	KISH	MORELL	RURAL	WEST	MONT	SOURIS	GRAY	TOSH	
KISH		W 2-1	W 2-0	W 2-0	W 7-0	W 4-2	W 9-1	W 4-0	7-0/14
MORELL	L 1-2		W 3-1	W 3-1	W 2-1	W 2-1	W 4-0	W 5-1	6-1/12
RURAL	L 0-2	L 1-3		W 6-0	W 4-0	W 1-0	W 5-0	W 3-0	5-2/10
WESTISLE	L 0-2	L 1-3	L 0-6		W 1-0	L 0-2	W 1-0	W 2-1	3-4/6
MONTAGUE	L 0-7	L 1-2	L 0-4	L 0-1		W 1-0	W 3-1	W 2-1	3-4/6
SOURIS	L 2-4	L 1-2	L 0-1	W 2-0	L 0-1		L 1-2	W 4-1	2-5/4
COL GRAY	L 0-9	L 0-4	L 0-5	L 0-1	L 1-3	W 2-1		T 2-2	1-5-1/3
TOSH	L 0-4	L 1-5	L 0-3	L 1-2	L 1-2	L 1-4	T 2-2		0-6-1/1
									#8

Q FINAL: #5 Mont **1** over #4 WESTISLE **0**

SF #1 : MONT **2** KISH **5**

Q FINAL: #3 RURAL **4** over #6 SOURIS **1**








SF #2: RURAL **2** MORELL **1**

BRONZE: MONTAGUE **0** vs MORELL **3**

GOLD MEDAL: RURAL **1** vs KISH **0**


FINAL!

PEISAA SENIOR "AAA" MEN VOLLEYBALL

	TOSH	GRAY	BLUEFIELD	RURAL	WEST	MONT		RCORD	POINTS
TOSH		W 3-1	W 3-0	W 3-0	W 3-0	W 3-0		10-0	20
C GRAY	L 1-3		W 3-1	W 3-0	W 3-0	W 3-0		7-3	14
BLUEFIELD	L 0-3	L 2-3		W 3-2	W 3-1	W 3-1		6-4	10
RURAL	L 0-3	L 2-3	W 3-2		W 3-0	W 3-2		5-5	10
WESTISLE	L 0-3	L 1-3	L 2-3	L 0-3		W 3-0		2-8	4
MONTAGUE	L 0-3	L 2-3	L 0-3	L 1-3		W 3-2		0-10	0
	L 0-3	L 1-3	L 0-3	L 0-3	L 2-3				#6

PEISAA SENIOR "AAA" WOMEN VOLLEYBALL

	RURAL	BFIELD	KISH	GRAY	TOSH	WEST	MONT		
RURAL		W 3-0	W 3-1	W 3-1	W 3-0	W 3-0	W 3-0	11-1	22
BLUEFIELD	L 0-3		W 3-2	W 3-1	W 3-0	W 3-0	W 3-0	10-2	20
KISH	L 1-3	W 3-0		W 3-0	W 3-0	W 3-0	W 3-0	9-3	18
	L 2-3	L 2-3	W 3-0	W 3-0	W 3-0	W 3-0	W 3-0		#3

C GRAY	L 1-3	L 0-3	L 0-3		W 3-0	W3-0	W 3-0	6-6	12
	L 1-3	L 0-3	L 0-3		W 3-1	W 3-1	W 3-0		#4
TOSH	L 0-3	L 1-3	L 0-3	L 0-3		L 2-3	W 3-2	3-9	6
	L 0-3	L 0-3	L 0-3	L 1-3		W 3-1	W 3-2		#5
WESTISLE	L 0-3	L 0-3	L 0-3	L 0-3	W 3-2		W 3-0	3-9	6
	L 0-3	L 0-3	L 0-3	L 1-3	L 1-3		W 3-0		#6
MONTAGUE	L 0-3	L 0-3	L 0-3	L 0-3	L 2-3	L 0-3		0-12	0
	L 0-3	L 0-3	L 0-3	L 0-3	L 2-3	L 0-3			#7

PEISAA SENIOR "A" WOMEN VOLLEYBALL WEST

	EVAN	KINK	BFIELD	TOSH				RECORD	PTS
EVANGELINE	 Volleyball	W 3-2	L 2-3	W 3-0				7-2	14
		L 0-3	W 3-2	W 3-1					#1
		W 3-1	W 3-1	W 3-1					
KINKORA	L 2-3		W 3-2	W 3-0				7-2	14
	W 3-0		W 3-0	W 3-1					#2
	L 1-3		W 3-2	W 3-0					
BLUEFIELD	W 3-2	L 2-3		W 3-0				3-6	6
	L 2-3	L 0-3		L 1-3					#3
	L 1-3	L 2-3		W 3-0					
TOSH	L 0-3	L 0-3	L 0-3					1-8	2
	L 1-3	L 1-3	W 3-1						#4
	L 1-3	L 0-3	L 0-3						

PLAYOFFS: "A" EAST vs WEST







#4E MONTAGUE 0 at #1W EVANGELINE 3
 #3E GRACE CH 3 at #2W KINKORA 0
 #3W BLUEFIELD 1 at #2E RURAL 3
 #4W TOSH 0 at #1E FRAN BUOTE 3

SEMI-FINALS:

EV vs RURAL and GRACE vs F BUOTE

GOLD: FB 3 RURAL 1

PEISAA SENIOR "A" WOMEN VOLLEYBALL EAST

	F BUOTE	RURAL	GRACE	MONT	MORELL	SOURIS		RECORD	PTS
FRAN BUOTE		W 3-1	W 3-1	W 3-0	W 3-0	W 3-0		9-1	18
		L 2-3	W 3-1	W 3-0	W 3-0	W 3-0			#1
RURAL	L 1-3		W 3-2	W 3-0	W 3-0	W 3-1		9-1	18
	W 3-2		W 3-1	W 3-1	W 3-1	W 3-0			#2
GRACE CH	L 1-3	L 2-3		W 3-2	W 3-0	W 3-0		6-4	12
	L 1-3	L 1-3		W 3-1	W 3-0	W 3-1			#3
MONTAGUE	L 0-3	L 0-3	L 2-3		W 3-0	W 3-0		4-6	8
	L 0-3	L 1-3	L 1-3		W 3-0	W 3-1			#4
MORELL	L 0-3	L 0-3	L 0-3	L 0-3		W 3-2		2-8	4
	L 0-3	L 1-3	L 0-3	L 0-3		W 3-2			#5
SOURIS	L 0-3	L 1-3	L 0-3	L 0-3	L 2-3			0-10	0
	L 0-3	L 0-3	L 1-3	L 1-3	L 2-3				#6

PEISAA WEST INTERMEDIATE BOYS SOCCER

TOP 3 GO "AA" PROVINCIAL PLAYOFFS

	MEC	SIS	H WOOD	EV	KISH	MISC	EWOOD	Record	Points
MEC		T 3-3	W 5-0	W 11-1	W 8-1	W 5-1	W 10-0	5-0-1	11
SIS	T 3-3		L 2-4	W 7-0	W 2-1	W 3-1	W 3-0	4-1-1	9
HERNEWOOD	L 0-5	W 4-2		W 10-4	L 1-3	W 4-1	W 7-1	4-2	8
EVANGELINE	L 1-11	L 0-7	L 4-10		W 4-1	T 4-4	W 5-0	2-3-1	5
KISH	L 1-8	L 1-2	W 3-1	L 1-4		T 3-3	W 3-0	2-3-1	5
MISCOUCHE	L 1-5	L 1-3	L 1-4	T 4-4	T 3-3		W 2-0	1-3-2	4
ENGLEWOOD	L 0-10	L 0-3	L 1-7	L 0-5	L 0-3	L 0-2		0-6	0

QUARTER FINALS: "A" ENGLEWOOD 1 at EVANGELINE 2 and MISCOUCHE 1 at Kensington 5

SEMI-FINALS:"A" #2E SPARK 3 at #1W EVANGELINE 0

SEMI-FINALS:"A" #2W KISH 2 at #1E F BUOTE 3

BRONZE: KISH 1 vs EVANGELINE 2

GOLD: STONEPARK 1 vs FRANCOIS BUOTE 2

PEISAA EAST INTERMEDIATE "AA" BOYS SOCCER

	S PARK	Q CH	E WILT	B WOOD	Record	Points
S PARK		W 2-0	W 4-0	W 5-0	6-0	12
		W 4-2	W 5-1	W 9-0		#1
QUEEN CH	L 0-2		W 5-0	W 8-0	4-2	8
	L 2-4		W 3-0	W 5-0		#2
EAST WILT	L 0-4	L 0-5		W 5-0	2-4	4
	L 1-5	L 0-3		W 3-1		#3
B WOOD	L 0-5	L 0-8	L 0-5		0-6	0
	L 0-9	L 0-5	L 1-3			#4

QUARTER FINALS: #4 BWOOD 0 at #1 S PARK 10 and #3 EAST WILT 0 at #2 QUEEN CHARLOTTE 6

SEMI-FINALS: #1 E STONEPARK 7 vs #2 W HERNWOOD 0 and #2E QUEEN CH 4 at #1W MEC 0

BRONZE MEDAL: HERNEWOOD 3 vs MECALLAGHAN 4 **GOLD MEDAL:** QUEEN CH 0 vs S PARK 2

PEISAA EAST INTERMEDIATE "A" BOYS SOCCER

	F BUOTE	S PARK	MORELL	SOURIS	MONT	CLOCHE	QC	GULF	GRACE
F BUOTE.....5-1=10			W 9-1	W 4-1	L 1-4	W 6-1		W 5-1	W 9-0
S PARK.....4-1-1=9				L 0-4	T 4-4	W 4-2	W 6-0	W 6-1	W 6-3
MORELL.....4-2=8	L 1-9			W 1-0	L 1-2	W 3-2	W 3-1	W 5-0	
SOURIS.....3-2-1=7	L 1-4	W 4-0	L 0-1		W 5-2	T 3-3		W 7-0	
MONTAGUE.2-2-2=6	W 4-1	T 4-4	W 2-1	L 2-5			L 1-2		T 4-4
B CLOCHE.....2-3-1=5	L 1-6	L 2-4	L 2-3	T 3-3			W 4-2		W 10-4
QUEEN CH.....2-4=4		L 0-6	L 1-3		W 2-1	L 2-4		L 0-5	W 5-3
G SHORE.....1-4-1=3	L 1-5	L 1-6	L 0-5	L 0-7			W 5-0		T 3-3
GRACE.....0-4-2=2	L 0-9	L 3-6			T 4-4	L 4-10	L 3-5	T 3-3	

QUARTER FINALS: #6 BELLE CLOCHE 4 at #3 MORELL 2 and #5 MONTAGUE 4 at #4 SOURIS 1

SEMI-FINALS: Oct 18 #6 Belle Cloche 2 at #1 Fran Buote 3 and #5 Montague 2 at #2 Stonepark 4

PROV SF #1:#2E at #1 W #2E SPARK 3 at #1W EVANGELINE 0

PROV SF #2:#2W at #1E #2W KISH 2 at #1E F BUOTE 3

BRONZE: KISH 1 vs EVANGELINE 2

GOLD: STONEPARK 1 vs FRANCOIS BUOTE 2

PEISAA WEST INTERMEDIATE GIRLS "A" SOCCER

ONLY TOP 4 QUALIFY FOR ZONES									
	KISH	HWOOD	E WOOD	MEC	SIS	MISC	ATHENA	Record	Points
KISH		W 3-0	W 7-1	W 2-0	W 2-0	W 2-0	W 13-0	6-0	12/#1
HERNEWOOD	L 0-3		T 2-2	W 2-1	W 1-0	W 2-0	W12-2	4-1-1	9/#2
ENGLEWOOD	L 1-7	T 2-2		W 2-1	W 4-1	W 7-0	W 2-0	4-1-1	9/#3
MEC	L 0-2	L 1-2	L 1-2		W 6-1	W 4-0	W 7-2	3-3-0	6/#4
SIS	L 0-2	L 0-1	L 1-4	L 1-6		W 5-0	T 0-0	1-4-1	3/#5
MISCOUCHE	L 0-2	L 0-2	L 0-7	L 0-4	L 0-5		W 6-1	1-5	2/#6
ATHENA	L 0-13	L 2-12	L 0-2	L 2-7	T 0-0	L 1-6		0-5-1	1/#7

QUARTER FINALS: #4 MEC 0 at #1 KISH 3 and #3 Englewood 2 at #2 Hernewood 1
PROV SEMI-FINALS: #2E MONTAGUE 0 at #1W KISH 2
PROV SEMI-FINALS: #2W ENGLEWOOD 0 at #1E SOURIS 3
BRONZE: Englewood 0 vs Montague 2 **GOLD:** Souris 0 vs KISH 1

PEISAA EAST INTERMEDIATE "A" GIRLS SOCCER

	SOURIS	MONT	GULF SH	B WOOD	MORELL	S PARK	Record	Points	
SOURIS		W 3-1	W 2-1	W 7-0	W 6-0	W 6-0	5-0	10	#1
MONTAGUE	L 1-3		T 1-1	W 9-0	W 4-0	W 5-0	3-1-1	7	#2
GULF SH	L 1-2	T 1-1		W 4-0	L 0-3	W 5-0	2-2-1	5	#3
BIRCHWOOD	L 0-7	L 0-9	L 0-4		W 3-1	W 4-1	2-3	4	#4
MORELL	L 0-6	L 0-4	W 3-0	L 1-3		W 3-0	2-3	4	#5
S PARK	L 0-6	L 0-5	L 0-5	L 1-4	L 0-3		0-5	0	#6

QUARTER FINALS: #4 BIRCHWOOD 1 at #1 SOURIS 4 and #3 GULF SHORE 0 at #2 MONTAGUE 1
SEMI-FINALS: #2E MONTAGUE at #1W KISH
SEMI-FINALS: #2W ENGLEWOOD at #1E SOURIS
BRONZE: Englewood 0 vs Montague 2 **GOLD:** Souris 0 vs KISH 1

PEISAA INTERMEDIATE "AA" GIRLS SOCCER

	SIS	B WOOD	S PARK	EAST W	QUEEN CH	RECORD	Points	
SIS		W 4-0	W 4-1	W 3-0	W 1-0	7-1	14	#1
		L 1-3	W 1-0	W 1-0	W 2-1			
B WOOD	L 0-4		W 1-0	W 3-2	T 2-2	6-1-1	13	#2
	W 3-1		W 4-2	W 2-0	W 4-0			
S PARK	L 1-4	L 0-1		T 2-2	W 2-1	2-4-2	6	#3
	L 0-1	L 2-4		W 1-0	T 1-1			
EAST WILT	L 0-3	L 2-3	T 2-2		W 4-0	2-5-1	5	#4
	L 0-1	L 0-2	L 0-1		W 5-1			
QUEEN CH	L 0-1	T 2-2	L 1-2	L 0-4		0-6-2	2	#5
	L 1-2	L 0-4	T 1-1	L 1-5				

PLAYOFFS: #4 QUEEN CHARLOTTE over #1 SIS 1-0 and #2 BIRCHWOOD over #S PARK 3-1
BRONZE: STONEPARK 1 vs SIS 0 **GOLD:** EAST WILTSHIRE 3 vs BIRCHWOOD 0

PEISAA EAST INTERMEDIATE "A" GIRLS VOLLEYBALL

	SOURIS	MONT	BELFAST	V RIVER	F BUOTE	GRACE	RECORD	PTS	
SOURIS		W 3-1	W 3-1	W 3-0	W 3-0	W 3-1	5-0	10	#1
MONTAGUE	L 1-3		W 3-0	W 3-1	W 3-0	W 3-0	4-1	8	#2
BELFAST	L 1-3	L 0-3		W 3-1	W 3-2	W 3-0	3-2	6	#3

V RIVER	L 0-3	L 1-3	L 1-3		W 3-0	W 3-2	2-3	4	#4
F BUOTE	L 0-3	L 0-3	L 2-3	L 0-3		W 3-2	1-4	2	#5
GRACE CH	L 1-3	L 0-3	L 0-3	L 2-3	L 2-3		0-5	0	#6

PLAYOFFS: #6 GRACE CH 0 vs #3 BELFAST 3 and #5 FRAN BUOTE 2 vs #4 VERNON RIVER 3
#3 BELFAST 3 over #2 MONTAGUE 0
#1 SOURIS 3 over #4 V RIVER 0

PEISAA EAST INTERMEDIATE "AA" GIRLS VOLLEYBALL

	Q CHAR	S PARK	E WILT	B WOOD		Record	PTS		
QUEEN CH		W 3-1	W 3-0	W 3-0		9-0	18		
		W 3-0	W 3-0	W 3-0			#1		
		W 3-1	W 3-0	W 3-0					
STONEPARK	L 1-3		W 3-0	W 3-0		6-3	12		
	L 0-3		W 3-0	W 3-0			#2		
	L 1-3		W 3-0	W 3-0					
EAST WILT	L 0-3	L 0-3		W 3-1		2-7	4		
	L 0-3	L 0-3		L 2-3			#3		
	L 0-3	L 0-3		W 3-0					
BIRCHWOOD	L 0-3	L 0-3	L 1-3			1-8	2		
	L 0-3	L 0-3	W 3-2				#4		
	L 0-3	L 0-3	L 0-3						

PLAYOFFS: #4 BIRCHWOOD 0 vs #1 QUEEN CH 3 and #3 EAST WILT 0 at #2 STONEPARK 3

PEISAA INTERMEDIATE BOYS "AA" VOLLEYBALL

	MEC	Q CHAR	E WILT	SIS	B WOOD	S PARK		RECORD	PTS
MEC		L 2-3	W 3-1	W 3-0	W 3-0	W 3-0		9-1	18
		W 3-1	W 3-0	W 3-1	W 3-0	W 3-0			#1
Q CHAR	W 3-2		W 3-1	W 3-1	W 3-0	W 3-1		8-2	16
	L 1-3		W 3-2	W 3-2	L 1-3	W 3-0			#2
EAST WILT	L 1-3	L 1-3		L 0-3	W 3-0	W 3-0		5-5	10
	L 0-3	L 2-3		W 3-0	W 3-2	W 3-0			#3
SIS	L 0-3	L 1-3	W 3-0		W 3-1	W 3-0		5-5	10
	L 1-3	L 2-3	L 0-3		W 3-2	W 3-0			#4
B WOOD	L 0-3	L 0-3	L 0-3	L 1-3		W 3-0		3-7	6
	L 0-3	W 3-1	L 2-3	L 2-3		W 3-1			#5
S PARK	L 0-3	L 1-3	L 0-3	L 0-3	L 0-3			0-10	0
	L 0-3	L 0-3	L 0-3	L 0-3	L 1-3				#6

PLAYOFFS: #3 EAST WILTSHIRE 3 over #6 STONEPARK 0
"AA"
BOYS #5 BIRCHWOOD 3 over #4 SUMMERSIDE 1

PEISAA WEST INTERMEDIATE "A" GIRLS VOLLEYBALL

	KINK	SIS WHITE	ATHENA	SIS BLUE	MEC1	MEC2	SUR MER	EVAN	RECORD
KINKORA		W 3-0	W 3-0	W 3-0	W 3-0	W 3-0	W 3-1	W 3-1	9-1/18
		L 2-3	W 3-0	W 3-0					#1
SIS WHITE	L 0-3		W 3-1	W 3-0	W 3-1	W 3-0	L 0-3	W 3-2	8-2/16

	W 3-2		W 3-0	W 3-1					#2
ATHENA	L 0-3	L 1-3		W 3-0	L 1-3	W 3-0	L 0-3	L 0-3	3-7/6
	L 0-3	L 0-3		W 3-0					#3
SIS BLUE	L 0-3	L 0-3	L 0-3		L 0-3	L 0-3	L 0-3	L 0-3	0-10/0
	L 0-3	L 1-3	L 0-3						#4
PLAYOFFS:	#1 KINKORA 3 over #2 EVANGELINE 1								
	#2 SIS WHITE 3 over #1 ECOLE SUR MER 1								
SUR MER	L 1-3	W 3-0	W 3-0	W 3-0	W 3-0	W 3-0		W 3-1	9-1/18
					W 3-0	W 3-0		W 3-1	#1
EVANGELINE	L 1-3	L 2-3	W 3-0	W 3-0	W 3-0	W 3-0	L 1-3		6-4/12
					W 3-2	W 3-1	L 1-3		#2
MEC 1	L 0-3	L 1-3	W 3-1	W 3-0		W 3-0	L 0-3	L 0-3	4-6/8
						W 3-1	L 0-3	L 2-3	#3
MEC 2	L 0-3	L 0-3	L 0-3	W 3-0	L 0-3		L 0-3	L 0-3	1-9/2
					L 1-3		L 0-3	L 1-3	#4

PEISAA WEST INTERMEDIATE "AA" GIRLS VOLLEYBALL

	SIS	KISH	MEC	H WOOD			RECORD	PTS	
SIS		W 3-0	W 3-1	W 3-0			9-0	18	
		W 3-0	W 3-0	W 3-0				#1	
		W 3-1	W 3-0	W 3-0					
KISH	L 0-3		L 1-3	W 3-1			5-4	10	
	L 0-3		W 3-1	W 3-2				#2	
	L 1-3		W 3-1	W 3-2					
MEC	L 1-3	W 3-1		L 1-3			3-6	6	
	L 0-3	L 1-3		W 3-1				#3	
	L 0-3	L 1-3		W 3-0					
HERNEWOOD	L 0-3	L 1-3	W 3-1				1-9	2	
	L 0-3	L 2-3	L 1-3					#4	
	L 0-3	L 2-3	L 0-3						

PLAYOFFS: #4 Hernewood 0 vs #1 SIS 3 and #3 MECALLAGHAN 1 vs #2 KISH 3

PEISAA INTERMEDIATE "A" BOYS VOLLEYBALL

	MONT	V RIVER	H WOOD	ATHENA	MEC	SUR MER	RECORD	PTS	
MONTAGUE		W 3-2	W 3-1	W 3-2	W 3-0	W 3-0	10-0	20	
		W 3-2	W 3-1	W 3-0	W 3-0	W 3-0		#1	
V RIVER	L 2-3		W 3-0	W 3-0	W 3-0	W 3-0	7-3	14	
	L 2-3		W 3-2	L 2-3	W 3-0	W 3-0		#2	
H WOOD	L 1-3	L 0-3		W 3-1	W 3-0	W 3-2	5-5	10	
	L 1-3	L 2-3		L 2-3	W 3-0	W 3-2		#3	
ATHENA	L 2-3	L 0-3	L 1-3		W 3-2	W 3-1	5-5	10	
	L 0-3	W 3-2	W 3-2		L 2-3	W 3-1		#4	
MEC	L 0-3	L 0-3	L 0-3	L 2-3		W 3-0	2-8	4	
	L 0-3	L 0-3	L 0-3	W 3-2		L 0-3		#5	

SUR MER	L 0-3	L 0-3	L 2-3	L 1-3	L 2-3		1-9	2	
	L 0-3	L 0-3	L 2-3	L 1-3	W 3-0			#6	
PLAYOFFS:									
#3 HERNEWOOD 3 over #6 SUR MER 1									
#4 ATHENA 3 over #5 MECALLAGHAN 0									

ADDITIONAL INTERMEDIATE VOLLEYBALL STATISTICS

AS OF MONDAY OCT 30th

FINAL						
Girls A East	MW	ML	GW	GL	PF	PA
Souris	5	0	15	3	442	313
Montague	4	1	13	4	386	333
Belfast	3	2	10	9	404	381
Vernon River	2	3	8	11	359	387
Francois Buote	1	4	5	14	326	427
Grace Christian	0	5	5	15	386	461

FINAL							
Girls A West	Pool A	MW	ML	GW	GL	PF	PA
Ecole-sur-Mer		9	1	28	5	786	558
Evangeline		6	4	23	15	832	758
M.E. Callaghan 1		4	6	15	20	722	730
M.E. Callaghan 2		1	9	5	27	506	758

FINAL							
Girls A West	Pool B	MW	ML	GW	GL	PF	PA
Kinkora		9	1	29	5	822	556
SIS White		8	2	24	13	818	656
Athena		3	7	11	21	601	688
SIS Blue		0	10	1	30	392	776

Boys A	MW	ML	GW	GL	PF	PA
Montague	10	0	30	8	883	643
Vernon River	6	3	24	10	766	641
Hernewood	5	5	20	20	803	825
Athena	5	5	20	23	889	879
M.E. Callaghan	2	8	8	28	643	825
Ecole-sur-Mer	1	8	11	24	655	805

NOTE: Hernewood finished 3rd due to 3-1 win over Athena while Athena beat Hernewood 3-2.

FINAL						
Girls AA East	MW	ML	GW	GL	PF	PA
Queen Charlotte	9	0	27	2	711	437
Stonepark	6	3	20	9	657	514

East Wiltshire	2	7	8	22	526	707			
Birchwood	1	8	4	26	491	727			
FINAL									
Girls AA West	MW	ML	GW	GL	PF	PA			
Summerside	9	0	27	2	715	482			
Kensington	5	4	17	18	768	751			
M.E. Callaghan	3	6	12	20	664	712			
Hernewood	1	8	9	25	652	797			
FINAL									
Boys AA	MW	ML	GW	GL	PF	PA			
M.E. Callaghan	9	1	29	6	840	571			
Queen Charlotte	8	2	26	15	878	817			
East Wiltshire	5	5	19	17	763	728			
Summerside	5	5	18	19	755	725			
Birchwood	3	7	14	23	705	804			
Stonepark	0	10	2	30	492	790			
NOTE: East Wiltshire finished third. Each team has a 3-0 win over the other. Next Tie-breaker is Sets won-lost. East Wiltshire is 19-17 while Summerside is 18-19.									

